

Tumark[®] Trio

Clip marking system with three markers



SOMATEX[®]
MEDICAL TECHNOLOGIES GMBH

www.somatex.com

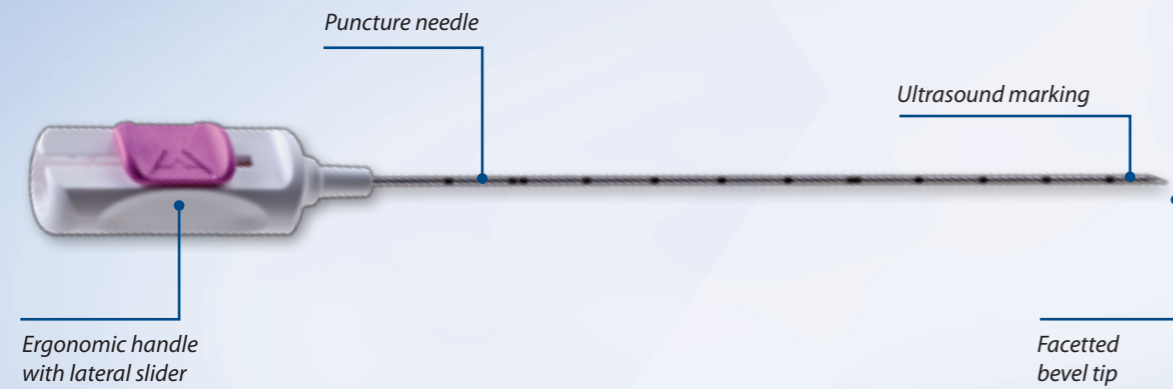
Tumark® Trio

One puncture, three options


Tumark® Trio helps in percutaneous marking of suspicious lesions in soft tissue, especially breast tissue. Tumark® Trio facilitates application of up to three markers during a single puncture, e.g. the margins and the centre of the lesion can be marked with a single puncture. Time-consuming multiple punctures causing considerable stress to patients can be avoided.



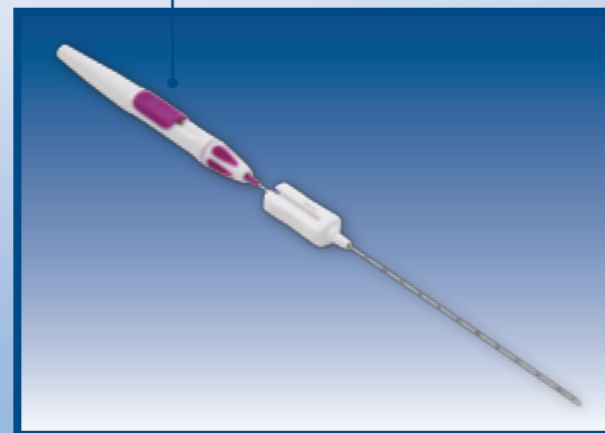
Improved visibility for ultrasound



The marker is supplied preloaded



Reloading needle introduced into the puncture needle



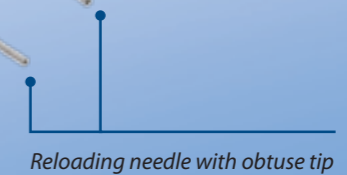
Use Advantages Product options

Use

- Safe multiple marking of suspicious lesions with only a single puncture
- Marking of the dimensions of extensive micro-calcification areas

Advantages at a glance

- Clever 3D marker design enables firm anchorage in the tissue
- Optimum visibility of the marker under ultrasound, mammography and MRI
- Marker is MR-compatible up to 3 Tesla
- Marker is approved as implantable material (Nitinol)



Reloading needle with obtuse tip

Product	Order No.	Cannula size
Tumark® Trio	271 580	18G/1,2 x 120 mm

SOMATEX®

MEDICAL TECHNOLOGIES GMBH

Rheinstr. 7d
D-14513 Teltow
Germany

Tel. +49 (0) 3328 30 76-0
Fax +49 (0) 3328 30 76-99
info@somatex.com
www.somatex.com